


Prestige EnviroMicrobiology, Inc.



Analytical Test Report

Client: Garden State Environmental, 555 South Broad Street, Suite K, Glen Rock, NJ 07452

Client Project/Name: West Orange High School

Sample date: 8-29-2018

Submittal date: 8-31-2018

Samples submitted by: TE


Date analysis completed: September 14, 2018; amended September 18, 2018

Prestige report number: 180831-06A

Culture Method (P031): Analysis of Water Samples for *Legionella* bacteria


Prestige # Client sample ID Location	<i>Legionella</i> Identification	Conc. (CFU/mL)	Percentage
180831-06-041 WOHS-1-WM-01 Door 28 Boiler Rm	Not detected	ND	NA
180831-06-042 WOHS-R-CT-01/02 Roof	Not detected	ND	NA
180831-06-043 WOHS-1-SH-01 Girls LR 1238 (Most Left)	Not detected	ND	NA
180831-06-044 WOHS-1-SH-02 Boys LR 1236 (2 nd in)	<i>Legionella pneumophila</i> *** <i>Legionella</i> (b-m) spp. **	4.1 5.4 Total 9.5	43% 57%
180831-06-045 WOHS-1-SH-03 Girls TR 1304/1300 Back , Upper Right	<i>Legionella pneumophila</i> SG-1 <i>Legionella</i> (b-m) spp. **	>50.0 15.0 Total >65.0	NA
180831-06-046 WOHS-1-SH-04 Boys TR Coached Office	<i>Legionella pneumophila</i> SG-1	0.7	100%
180831-06-047 WOHS-1-T-01 Trainer's Tub Rm 1313	Not detected	ND	NA
180831-06-048 WOHS-1-HWH-01 Room 1314	Not detected	ND	NA
180831-06-049 WOHS-1-WM-02 Door 10	Not detected	ND	NA
180831-06-050 WOHS-1-S-01 Home EC 1173 (Sink #2)	<i>Legionella</i> (b-m) spp. **	1.7	100%

Prestige EnviroMicrobiology, Inc.



180831-06-051 WOHS-1-S-02 Home EC 1171 (Sink 3)	Not detected	ND	NA
180831-06-052 WOHS-1-S-03 Room 1160	<i>Legionella pneumophila</i> SG-1 <i>Legionella</i> (b-m) spp. **	7.1 0.5 Total 7.6	93% 7%
180831-06-053 WOHS-1-WM-03* Room 1139	Not detected	ND	NA
180831-06-054 WOHS-1-S-04 Boys RR next to 1146 (Right)	<i>Legionella pneumophila</i> SG-1	1.3	100%
180831-06-055 WOHS-1-HWH-03 Room 1190	<i>Legionella pneumophila</i> SG-1	1.6	100%
180831-06-056 WOHS-1-S-05 Room 1122 (Exam Room)	<i>Legionella pneumophila</i> SG-1 <i>Legionella</i> (b-m) spp. **	6.3 0.3 Total 6.6	95% 5%
180831-06-057 WOHS-1-S-06 RR next to 1125 (Right)	<i>Legionella pneumophila</i> SG-1	11.0	100%
180831-06-058 WOHS-2-HWH-03 Room 2338	<i>Legionella pneumophila</i> SG-1	0.1	100%
180831-06-059 WOHS-2-S-18* Room 2340	<i>Legionella pneumophila</i> ***	>63.0	100%
180831-06-060 WOHS-2-SH-05* Room 2344 (Most Left, Middle)	<i>Legionella pneumophila</i> SG-1	>70.0	100%
180831-06-061 WOHS-2-S-07 Kitchen (Sink #1)	Not detected	ND	NA
180831-06-062 WOHS-2-S-08 Room 2325 (Sink #5)	<i>Legionella pneumophila</i> SG-1	>120.0	100%
180831-06-063 WOHS-2-S-09 Girls RR – 2329 Left	<i>Legionella pneumophila</i> SG-1 <i>Legionella</i> (b-m) spp. **	0.7 3.6 Total 4.3	17% 84%
180831-06-064 WOHS-2-S-10 Room 2211	<i>Legionella pneumophila</i> SG-1	0.3	100%
180831-06-065 WOHS-2-S-11 Room 2217 (Teacher's Desk)	<i>Legionella pneumophila</i> SG-1 <i>Legionella</i> (b-m) spp. **	9.1 18.0 Total 27.0	34% 66%
180831-06-066 WOHS-2-S-12 Room 2130/2126 Prep	<i>Legionella pneumophila</i> SG-1 <i>Legionella</i> (b-m) spp. **	2.9 7.3 Total 10.2	28% 72%

Prestige EnviroMicrobiology, Inc.



180831-06-067 WOHS-2-S-13 Room 2117 (Slop Sink) (Cold)	<i>Legionella</i> (b-m) spp. **	1.7	100%
180831-06-068 WOHS-2-S-14 Room 2107 (Teacher's Desk)	<i>Legionella pneumophila</i> SG-1	>40.0	100%
180831-06-069 WOHS-3-S-15 Room 3312	<i>Legionella pneumophila</i> ***	>41.0	100%
180831-06-070 WOHS-3-S-16 Room 3323 (Right)	<i>Legionella pneumophila</i> *** <i>Legionella</i> (b-m) spp. **	20.0 6.0 Total 26.0	77% 23%
180831-06-071 WOHS-3-S-17 Men's RR across 3232 (Left)	<i>Legionella pneumophila</i> *** <i>Legionella</i> (b-m) spp. **	4.4 >40.0 Total >44.4	NA
180831-06-072 WOHS-4-F-01 Opposite Room 4308	Not detected	ND	NA
180831-06-073 WOHS-2-WM-04 Room 2338	Not detected	ND	NA
180831-06-074 WOHS-1-S-19 Concession Stand 1231	Not detected	ND	NA
180831-06-075 WOHS-1-C-01* Door 26 (2A Chiller)	Not detected	ND	NA
180831-06-076 WOHS-0-S-20 Football Stand	Not detected	ND	NA

* Sample # WOHS-1-WM-03, WOHS-2-S-18, WOHS-2-SH-05 and WOHS-1-C-01 were reprocessed due to bacteria overgrowth.

** The isolates were positive for *Legionella* spp., in the group including *L. jordanis*, *L. oakridgensis*, *L. wadsworthii*, *L. feeleii*, *L. saintelensii*, *L. anisa*, *L. santacruzis*, *L. spiritensis*, *L. hackeliae*, *L. maceachernii*, *L. bozemanii*, *L. dumoffii*, *L. gormanii*, *L. micdadei*, and *L. longbeachae*.


*** The isolates were positive for *Legionella pneumophila*, but negative for Serogroups 1-6.

Report approved: Theresa Lehman
Theresa Lehman, MPH, Lab Director

Technical Manager: Chin S Yang
Chin S Yang, Ph.D.

Analyst: Theresa Lehman, MPH / Ching-Yi Tsai, Ph.D.

Prestige EnviroMicrobiology, Inc.



1. The samples in this report were received in good, acceptable conditions. Prestige EnviroMicrobiology has not performed sample collection for the sample items listed in this report. Results relate only to the items tested.
2. Percentage is for each species or serotype of *Legionella* in total population.
3. Concentrations and percentages are rounded to the nearest two significant digits. Total percentage may not add up to 100% due to rounding.
4. Sample analysis is based on the "Procedures for the Recovery of *Legionella* from the Environment" published by the Centers for Disease Control and Prevention in 2005.
5. SG = Serogroup; NA = not applicable; ND = not detected.
6. For technical information on result interpretation, please visit www.Prestige-EM.com.
7. Report amended to recalculate concentrations in "CFU/mL" from "CFU/L".